



District Report Card: 2017


State: Jharkhand	District: Sahibganj
Class: 5	Subject: Language
Schools: 60	Students: 1198


Participation/Coverage


Students

 GENDER	Boys		Girls	
	Number	%	Number	%
	597	49.83	601	50.17

 AREA	Rural		Urban	
	Number	%	Number	%
	1083	90.40	115	9.60

 CATEGORY	SC		ST		OBC		GEN	
	Number	%	Number	%	Number	%	Number	%
	109	9.10	140	11.69	946	78.96	3	0.25

 CWSN	LD	VI	HI	S&LD	ID	Oth
	3	1	0	2	6	21

 Management	Government		Government-aided	
	Number	%	Number	%
	1121	93.57	77	6.43

Average Performance of Students in Language (%)

Overall	Gender		Area		Management		Social Group			
	Male	Female	Rural	Urban	Govt.	Aided	SC	ST	OBC	GEN
54.94	53.93	55.94	55.42	50.38	54.05	67.88	46.30	55.43	55.87	51.11

Performance on Learning Outcomes (LOs)

Learning Outcomes	Description	Average Performance(%)
L504	Reads and comprehends independently storybooks, news items/ headlines, advertisements etc.	49.32
L508	Reads text with comprehension, locates details and sequence of events	57.75

Range of Performance of Students who Answered Correctly							
Below 30%		30% - 50%		50% - 75%		Above 75%	
Number	%	Number	%	Number	%	Number	%
208	17.36	300	25.04	445	37.15	245	20.45

Lowest Performing Learning Outcomes (LOs)

- 1 - Reads and comprehends independently storybooks, news items/ headlines, advertisements etc. (49.32)
- 2 - Reads text with comprehension, locates details and sequence of events (57.75)